

MARINE GENSET

LMG Series



 **LOMBARDINI**
BY KOHLER. **MARINE**

INNOVATION



MAINTENANCE

To simplify its maintenance, controls and engine parts that require routine maintenance have been placed on one side of the genset. Thus, only one side of the canopy will be removed for maintenance operations.

NOISELESS ENERGY

The shield, built in fiberglass with neoprene clothing and cavity, significantly reduces the noise.

EASY INSTALLATION

The genset is supplied with pre-mounted external rubber mounts. Special openings and plugs have been placed in the housing for the electrical cable, sea water pipes and exhaust.

AUTOMATIC SAFETY STOP

To avoid serious damage to the engine, a special safety shutdown device stops the engine in case of overload, high temperature of the water cooling or low oil pressure.

INCLINATION

When the boat sails heeled, the genset keeps on working in order to guarantee the necessary power to the electrical equipment on board. The genset works constantly with lateral or longitudinal inclination of 25° and intermittently with 30°.

SERVICE NETWORK

Lombardini Marine relies on a dealer and network that covers Europe and the rest of the world wherever pleasure boats operate. An efficient spare parts department ships parts and accessories worldwide.

LMG 4000/6000



ENGINE

The LMG 4000/6000 are equipped with the Lombardini 15 LD, single-cylinder, 4-stroke diesel engine, known for its compactness and lightness given by the crankcase and cylinder head in aluminium and the air cooling system.

ALTERNATOR

On models LMG 4000/6000 the alternator is a synchronous type with the windings on the stator and no brushes. The wave shape allows the safe utilization of the most sophisticated electronic equipment and a good input to the battery charger.

COOLING

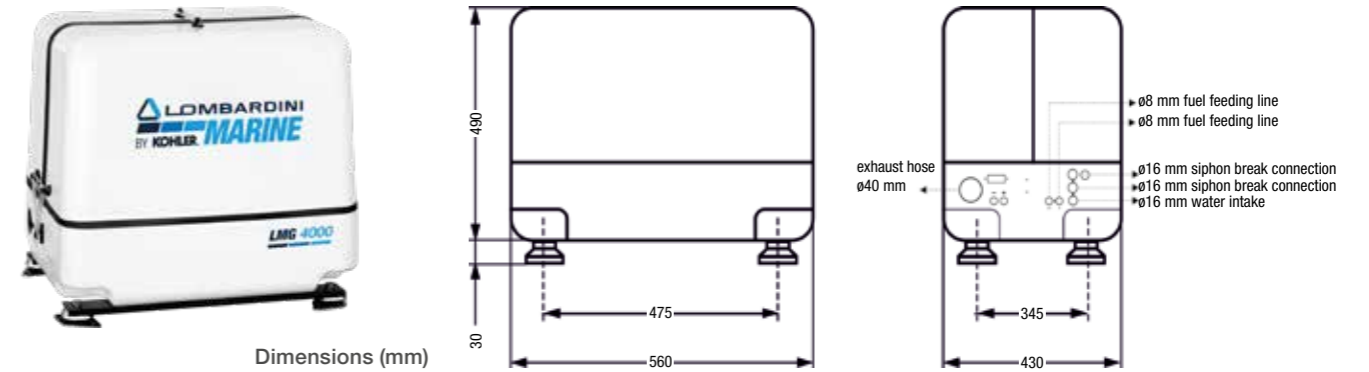
A feature of the LMG 4000/6000 gensets is the air-water cooling system with radiator. The sea water cools the oil as well as the external walls of the alternator stator and the inlet air cooling system.

REMOTE CONTROL DASHBOARD

The genset is supplied with a 10 meter-long plug-in cable remote control dashboard. An automatic shutdown operates in case of oil pressure and water temperature failure; warning lights indicate high water temperature and low oil pressure. The display indicates output voltage, output current, engine battery low voltage and runtime hours. An additional control dashboard is available upon request.

LMG 4000

DATA

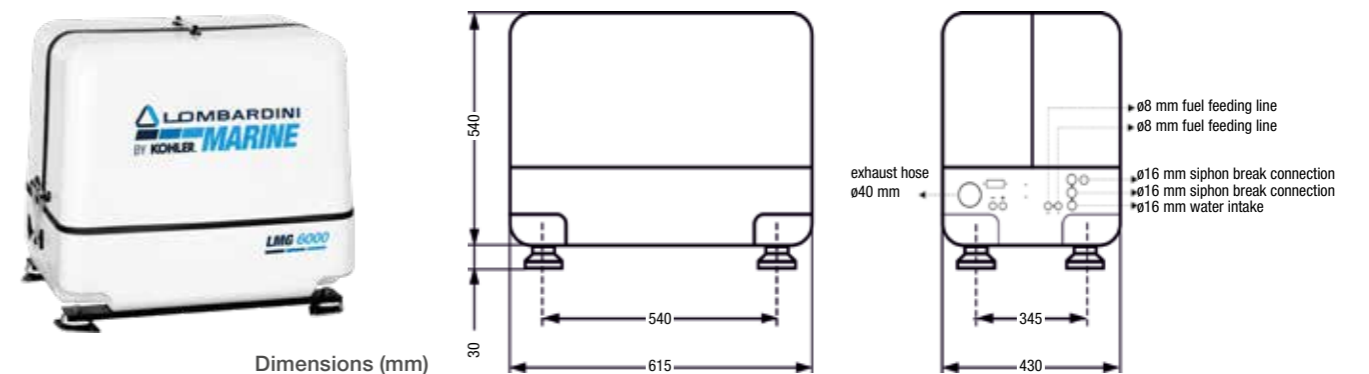


Model	LMG 4000	
Performance	CONTINUOUS MECHANICAL POWER @ 3000* RPM	4 kVA / 3.2 kW
	VOLTAGE*	Single phase 230V - 50 Hz
	CONTINUOUS MECHANICAL POWER @ 3600* RPM	4 kVA / 3.2 kW
	VOLTAGE*	Single phase 120V - 60 Hz

*Power curve - ISO 3046 - IFN

LMG 6000

DATA



Model	LMG 6000	
Performance	CONTINUOUS MECHANICAL POWER @ 3000* RPM	6 kVA / 5 kW
	VOLTAGE*	Single phase 230V - 50 Hz
	CONTINUOUS MECHANICAL POWER @ 3600* RPM	6 kVA / 5 kW
	VOLTAGE*	Single phase 120V - 60 Hz

*Power curve - ISO 3046 - IFN

LMG 9000/14000/18000



ENGINE

The LMG 9000/14000/18000 gensets are equipped with FOCS (fully overhead controlling system) engines, known for their compactness, low noise, low emissions rates and no vibrations.

ALTERNATOR

the alternator is a synchronous type with the windings on the stator and no brushes. The AVR system makes it possible to deliver a constant voltage between zero and the rated output.

COOLING

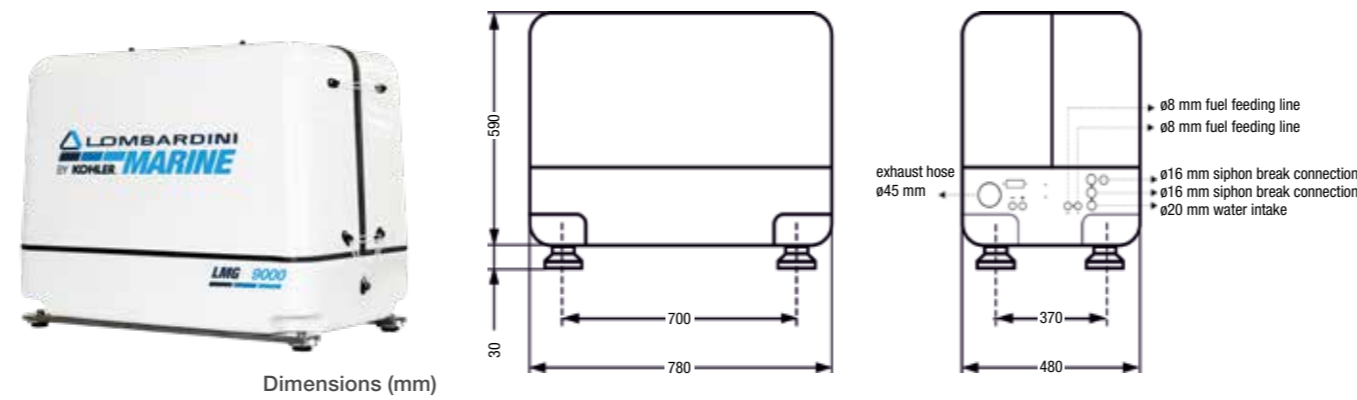
The Full Water cooling system includes both the engine and the alternator; through a special circuit, the sea water cools the fresh water in the engine, the oil and the external walls of the alternator stator.

REMOTE CONTROL DASHBOARD

The genset is supplied with a 10 meter-long plug-in cable remote control dashboard. An automatic shutdown operates in case of oil pressure and water temperature failure; warning lights indicate high water temperature and low oil pressure. The display indicates output voltage, output current, engine battery low voltage and runtime hours. An additional control dashboard is available upon request.

LMG 9000

DATA

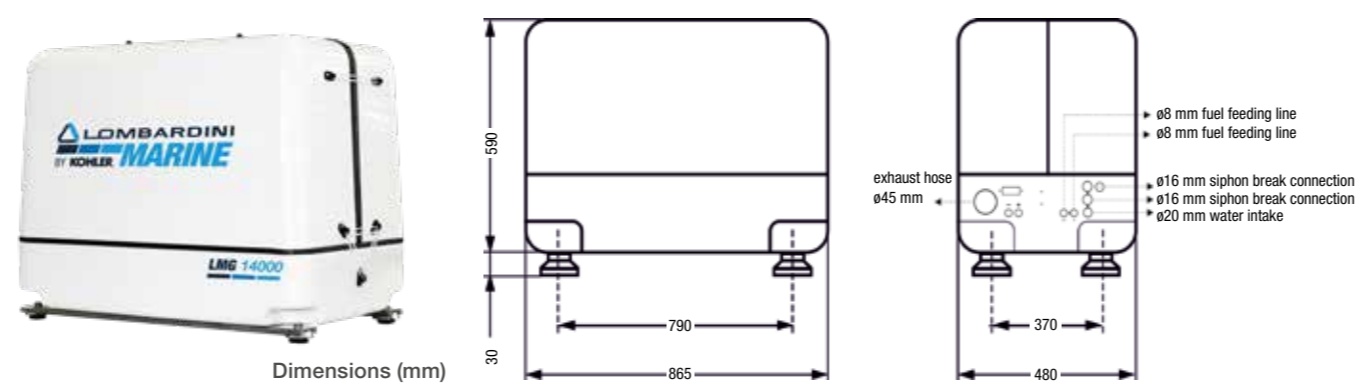


Model	LMG 9000	
Performance	CONTINUOUS MECHANICAL POWER @ 3000* RPM	10 kVA / 8 kW
	VOLTAGE*	Three-phase 400/230V - 50 Hz
	CONTINUOUS MECHANICAL POWER @ 3000* RPM	10 kVA / 8 kW
	VOLTAGE*	Single phase 230/120V - 50 Hz

*Power curve - ISO 3046 - IFN

LMG 14000

DATA

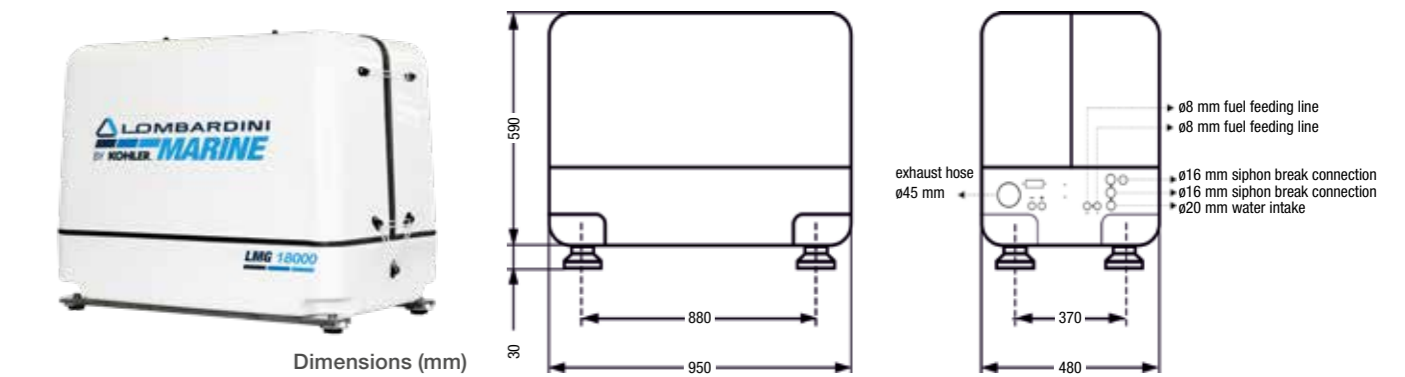


Model	LMG 14000	
Performance	CONTINUOUS MECHANICAL POWER @ 3000* RPM	15 kVA / 12 kW
	VOLTAGE*	Three-phase 400/230V - 50 Hz
	CONTINUOUS MECHANICAL POWER @ 3000* RPM	15 kVA / 12 kW
	VOLTAGE*	Single phase 230/120V - 50 Hz

*Power curve - ISO 3046 - IFN

LMG 18000

DATA



Model	LMG 18000	
Performance	CONTINUOUS MECHANICAL POWER @ 3000* RPM	20 kVA / 16 kW
	VOLTAGE*	Three-phase 400/230V - 50 Hz

*Power curve - ISO 3046 - IFN

TECHNICAL SPECIFICATIONS

Model	LMG 4000	LMG 6000	
Technical specifications	ENGINE MODEL	15 LD 350S	15 LD 440
	N° CILYNDERS - DISPLACEMENT	1 - 349 cc	1 - 442 cc
	CONTINUOUS MECHANICAL POWER	4.9 kW @ 3000 rpm 4.9 kW @ 3600 rpm	7.4 kW @3000 rpm 7.4 kW @ 3600 rpm
	STARTING AND STOP SYSTEM	Electrical, 12 V with remote control box	
Performance	ALTERNATOR TYPE	Synchronous, brushless, water-cooled	
	COOLING	Water, through stainless steel heat exchanger jacket	
	CONTINUOUS ELECTRICAL POWER	4 kVA / 3,2 kW @ 3000 rpm 4 kVA / 3,2 kW @ 3600 rpm	6 kVA / 5 kW @ 3000 rpm 6 kVA / 5 kW @ 3600 rpm
	VOLTAGE*	Single phase 230 V-50 Hz - Single phase 120 V-60 Hz	
	BATTERY CHARGER VOLTAGE	12 V - 10 A	
	REMOTE CONTROL BOX	•	
	WEIGHT (SOUNDPROOF HOOD INCLUDED)	90 kg	110 kg

Model	LMG 9000	LMG 14000	LMG 18000	
Technical specifications	ENGINE MODEL	LDW 702 MG	LDW 1003 MG	LDW 1404 MG
	N° CILYNDERS - DISPLACEMENT	2 - 686 cc	3 - 1028 cc	4 - 1372 cc
	CONTINUOUS MECHANICAL POWER	11 kW @ 3000 rpm	18 kW @ 3000 rpm	22.5 kW @ 3000 rpm
	STARTING AND STOP SYSTEM	Electrical, 12 V with remote control box		
Performance	ALTERNATOR TYPE	Synchronous, with brushes and AVR, water-cooled		
	COOLING	Water, through aluminum heat exchanger jacket		
	CONTINUOUS ELECTRICAL POWER	10 kVA / 8 kW	15 kVA / 12 kW	20 kVA / 16 kW
	VOLTAGE*	Three phase 400 V/230V-50 Hz Single phase 230/120V- 50 Hz	Three phase 400 V/230V-50 Hz Single phase 230/120V- 50 Hz	Three phase 400 V/230V-50 Hz
	BATTERY CHARGER VOLTAGE	12 V - 10 A		
	REMOTE CONTROL BOX	•		
	WEIGHT (SOUNDPROOF HOOD INCLUDED)	178 kG	200 kG	224 kG

*Single-phase outputs can be derived by dividing, for each phase, one-third of the rated power.



Distributor for Italy:

Division of RAMA S.p.A.

42124 Reggio Emilia - Tel. +39 0522 930711
marine@rama.it - ***www.ramamarine.it***

Lombardini Marine is a division
of Lombardini Srl, part of Kohler Group.

SALES OFFICE

Via Cav. del Lavoro A. Lombardini, 2
42124 Reggio Emilia, Italy
T. +39 0522 3891
ITRE-Marine@kohler.com



WWW.LOMBARDINIMARINE.COM

Printed in Italy

ED0053029680

Rev.03 07/21

KOHLER CO.

BROLimgRMA112025